

Access to Important Information

A simplified *Summary* box gives you quick access to the most important information.


Find important bill messages, energy efficiency or safety tips below the *Summary* box.

Data to Analyze Account Activity

Analyze comparison graphs complete with 13 months of your usage and historic temperature data to help you understand why bill amounts may fluctuate from month to month.

Convenient Payment Slip

The bottom portion of your bill may be torn away and submitted using the enclosed return envelope. Or you can save a stamp by paying online for free.

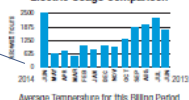


Billing Date: Jun 25, 2014
Date Due: Jul 12, 2014
Amount Due: \$XX.XX
Amount Due after Jul 12, 2014: \$XX.XX

Energy Tip
Close draperies and blinds during the day to keep the heat of the summer sun out of the home, giving some relief to your air conditioner.

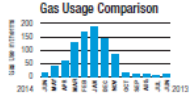
Air conditioner not working like it used to and need to replace it? CenterPoint Energy has rebates for energy efficient models.

Electric Usage Comparison



Average Temperature for this Billing Period
Current: 72° Previous Month: 60° Last Year: 68°
Next Scheduled Read Date: 07/23/14

Gas Usage Comparison



CenterPoint Energy: 800-227-1376 or visit CenterPointEnergy.com
Call Before You Dig: 811 or 800-382-5544 | Relay Indiana: 800-743-3333

Your Account Information

Account Number: XX-XXXXXXX-XXXXXXX X
Previous Bill Amount: \$XX.XX
Payment(s) Received: \$XX.XX
Balance Carried Forward: \$XX.XX

Service Address: John Q. Customer, Jane C. Customer, 123 CenterPoint St, Evansville, IN 47712
Delivery and Supply Charges: \$XX.XX
Charges This Period: \$XX.XX
Total Amount Due: \$XXX.XX

Detailed Account Activity

Electric Service

Meter Number	Service Period From	To	Number of Days	Meter Readings Beginning	Ending	Multiplier	Electric Rate	KWH Used This Period
XXXXXXX	05/07/14	06/21/14	45	54338A	56796A	1	RS	2458


Current Electric Charges: \$XXX.XX
State Sales Tax: \$XX.XX
Total Electric Charges: \$XXX.XX

Natural Gas Service

Meter Number	Service Period From	To	Number of Days	Meter Readings Beginning	Ending	CF Used	Therm Conversion	Pressure Factor	Gas Rate	Therms Used This Period
XXXXXXX	05/07/14	06/21/14	45	4580A	4624A	32	1.018900	1.00000	FES 110	32.605

Multiplier: 1
Distribution & Service Charges: \$XX.XX
Gas Cost Charge: \$XX.XX
State Sales Tax: \$XX.XX
Total Gas Charges: \$XX.XX

Please return this portion with your payment made payable to CenterPoint Energy.



Change of address or phone?
Contact Customer Service at:
800-227-1376.

Account Number: XX-XXXXXXX-XXXXXXX X

000002566 I=0000

John Q. Customer
123 CenterPoint St.
Evansville, IN 47712

Date Due: Jul 12, 2014
Amount Due: \$XXX.XX
Amount Enclosed: \$ _____
Amount Due after Jul 12, 2014: \$XXX.XX
Allow 8 business days for mailing and processing

Write account number on check and mail to:
CenterPoint Energy
P.O. Box 2006
Houston, TX 77252-2006

XXXXXXXXXXXXXXXXXXXX070914000000358500000035339

Your *Account Information* section contains a basic look at your account and current statement.

Detailed Account Activity section of your bill provides an in-depth look at your statement, including meter information and a breakdown of charges.

About Natural Gas Charges

The *Distribution & Service Charges* line details the amount you pay for the distribution and delivery of natural gas to your home or business.

The *Gas Cost Charge* line reflects the dollar-for-dollar pass-through cost of the natural gas your home or business consumes; CenterPoint Energy cannot profit from nor mark up this price.

The *Payment Summary* box includes a final review of your current charges.